


# April 2019 Salesperson Statistics

74 First Time Test Takers	
20 Failed Both Tests	27%
10 Passed State Only	14%
4 Passed Nat'l Only	5%
40 Passed Both Tests	54%



97 took the **State portion** at least once.

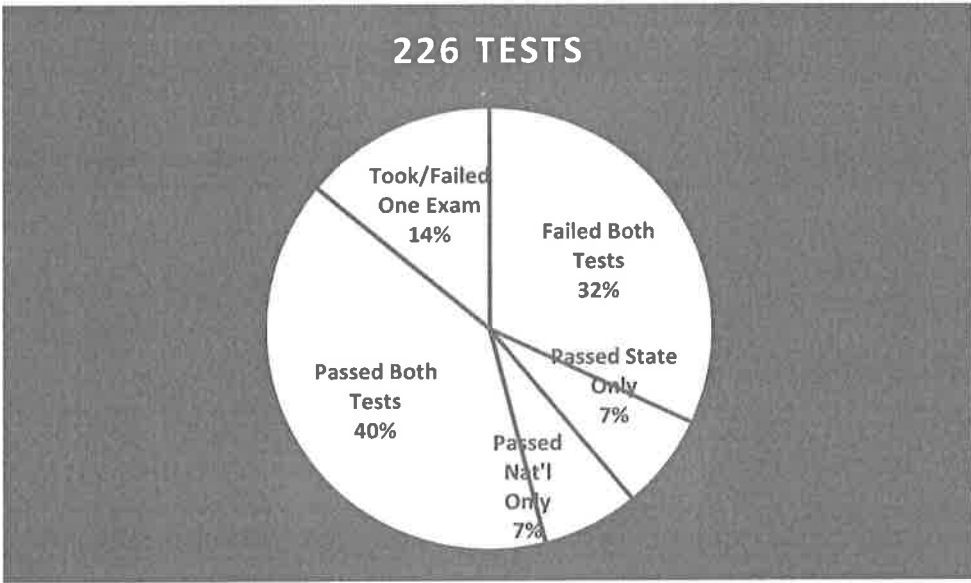
- 61 passed for a total of 63% of the individuals.
- 105 total tests were given for a pass rate of 58% of the exams.

109 took the **National portion** at least once.

- 61 passed for a total of 56% of the individuals.
- 121 total tests were given for a pass rate of 50% of the exams.

115 Test Takers took 226 Tests	
36 Failed Both Tests	32%
16 Passed State Only	7%
16 Passed Nat'l Only	7%
45 Passed Both Tests	40%
32 Took/Failed one exam	14%

115 Test Takers engaged in a total of 226 tests during the month of April.

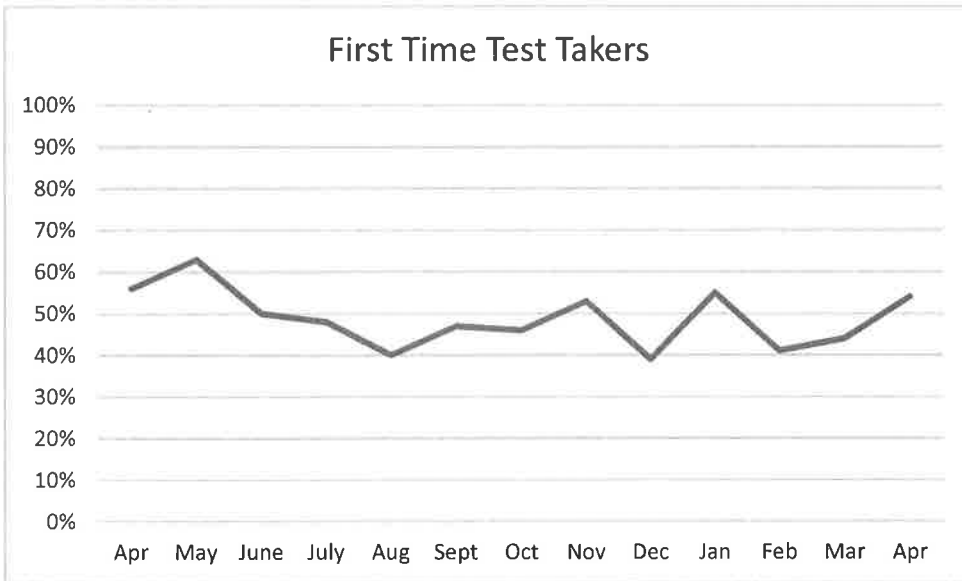


Average number of attempts to pass the **State** test was 1.161. Four examinees passed the State test on the 5<sup>th</sup> try.

Average number of attempts to pass the **National** test was 2.57. Two examinees passed the National test on the 14<sup>th</sup> try.

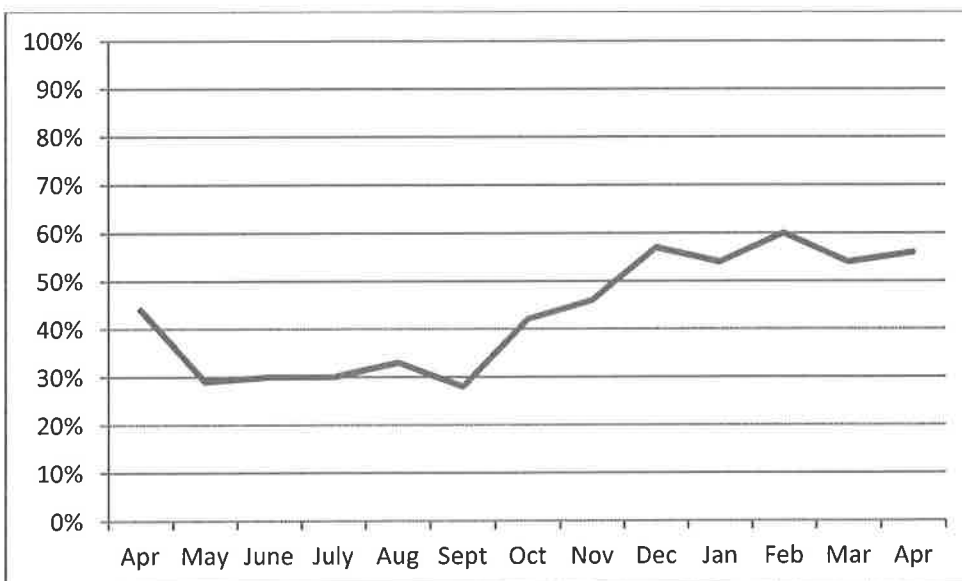
# April First Time Salesperson Statistics

Apr	May	June	July	Aug	Sept	Oct	Nov	Dec	Jan	Feb	Mar	Apr
56%	63%	50%	48%	40%	47%	46%	53%	39%	55%	41%	44%	54%
33 of 59	26 of 41	31 of 62	21 of 44	23 of 58	25 of 53	16 of 35	20 of 38	17 of 44	22 of 40	26 of 63	26 of 59	40 of 74



Average First Time  
 Passing Rate for  
 13-month period in  
 2018-2019 is  
 48.92%

Apr	May	June	July	Aug	Sept	Oct	Nov	Dec	Jan	Feb	Mar	Apr
44%	29%	30%	30%	33%	28%	42%	46%	57%	54%	60%	54%	56%
17 of 39	23 of 79	19 of 62	14 of 47	19 of 57	13 of 46	20 of 48	20 of 43	21 of 37	27 of 50	31 of 52	28 of 52	33 of 59



Average First Time  
 Passing Rate for  
 13 month period is  
 43.30%

Test Center	Salesperson		Broker		Total	
	Registered	Tested	Registered	Tested	Registered	Tested
Omaha	143	138	3	3	146	141
Scottsbluff	1	1	2	2	3	3
Lincoln	72	72	1	1	73	73
North Platte	14	14	2	2	16	16
Other	1	1	0	0	1	1
<b>Total</b>	<b>231</b>	<b>226</b>	<b>8</b>	<b>8</b>	<b>239</b>	<b>234</b>

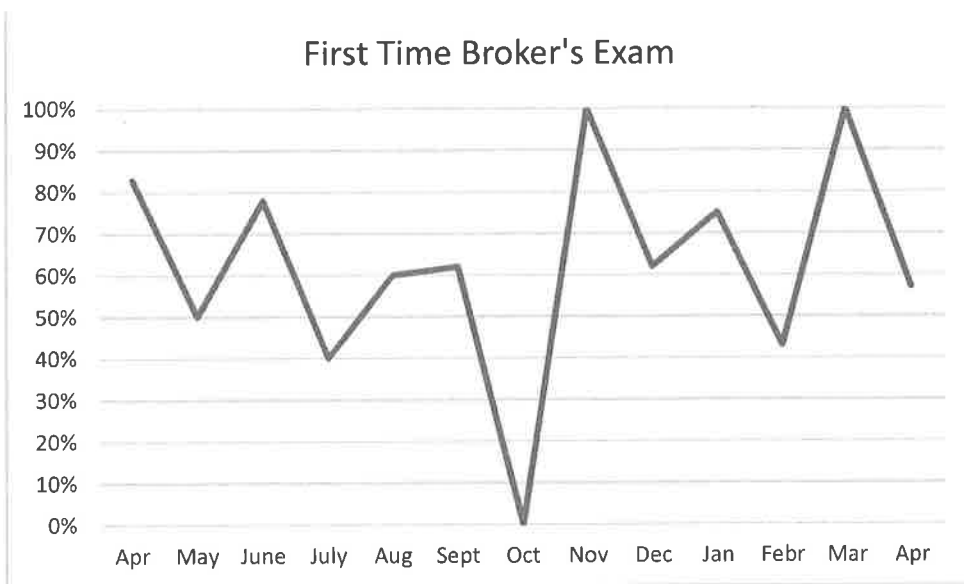
April 2019	2 <sup>nd</sup> Attempt	3 <sup>rd</sup> Attempt	4 <sup>th</sup> Attempt	5 <sup>th</sup> Attempt	9 <sup>th</sup> Attempt	13 <sup>th</sup> Attempt	14 <sup>th</sup> Attempt
		6/30 20%	5/10 50%	1/6 17%	5/5 100%	1/1 100%	0/1 0%

# April 2019 Broker Statistics

7 First Time Test Takers	
4 passed	57 %

8 Test Takers engaged in a total of 9 Broker tests during the month of April; 4 passed.

Apr	May	June	July	Aug	Sept	Oct	Nov	Dec	Jan	Febr	Mar	Apr
83%	50%	78%	40%	60%	62%	0%	100%	62%	75%	43%	100%	57%
5 for 6	2 for 4	7 for 9	2 for 5	3 for 5	5 for 8	0 for 3	7 for 7	5 for 8	3 for 4	3 for 7	7 for 7	4 for 7



Average Passing Rate for 13-month period 62.31%

## Brokers' Exam Test Takers during April:

3 Qualified by 4 Courses and 2 Yrs Experience
One passed on the first try.

6 Qualified by 6 Courses
Three passed on the first try.